

UEFA Women's Euro 2021 – Qualifying Group Stage Guide (August 2019)

From August 29, 2019 to September 22, 2020, 47 women's national teams in UEFA will play a total of 200 group stage matches. To help myself (and you!) keep track of all the groups and matches, I have created this reference guide, which summarizes all the teams (current rankings, performance in past Women's Euros, performance in recent qualifying), as well as lists all matches (by group) and summarizes the matches for each day matches will be played.

Useful Links

Official Tournament Micro-Site: <https://www.uefa.com/womenseuro/>
For the latest and live scores: <https://www.uefa.com/womenseuro/season=2021/matches/>
For current group standings: <https://www.uefa.com/womenseuro/season=2021/standings/>
Official Tournament Twitter: [@UEFAWomensEURO](https://twitter.com/UEFAWomensEURO)

(If you see any errors or have any suggestions, feel free to let me know, whether via Twitter or email. Thanks! -RD)

Website: <https://wsoccerexpress.com> **Twitter:** [@WSoccerExpress](https://twitter.com/WSoccerExpress) **Email:** wsocexp@gmail.com

Copyright/Crediting: Feel free to use this as an unofficial media guide. No credit is necessary for using basic facts from this guide, though credit would be appreciated for quoting computed data, such as the overall performance table on page 15, the Rudimentary Model on page 16, and the schedule summary tables on pages 18. No other commercial uses are allowed without the express permission of the author. Permission is granted for all reasonable academic and educational purposes, with proper crediting, if necessary. Sharing of this document is allowed, as long as the footer credits and website links are left intact.

Data Sources: Except for the FIFA Women's Rankings, all data and schedule information are from UEFA's website.

Table of Contents












	<p>Qualifying Group Stage – Teams Table</p> <p>A list of all teams who are entered in the qualifying stage, plus host England, with ranking data and performance in recent UEFA Women's Euro (since 1997, when the final tournament expanded to eight teams).</p> <p><i>Tip: Use this to find out which group a specific team is in.</i></p>
	<p>Qualification Format – Details and Notes</p> <p>Summary information about the qualification process, plus a simple list of the teams in each qualifying group, along with a list of the FIFA windows for group qualifying matches.</p>
	<p>Summary of Predictions</p> <p>My current (August 2019) predictions for which teams will most likely claim the top two spots in each group, followed by how the runners-up will do (Top Three finish, likelihood of winning play-off), and a list of which teams are most likely to qualify, in a rough order of most likely to least likely. Predictions are primarily based on recent form and performance in recent qualifying cycles, though are not as in-depth as I would like.</p>
	<p>Qualifying Group Stage – Group Summaries</p> <p>The next nine pages have tables with basic ranking information about the teams in each group, followed by a list of all group matches. Notable matches (e.g., between the top two teams in each group, "Toss-Up" matches between closely-ranked teams, etc.) have been noted.</p>

Table of Contents (continued)

	<p>Performance in Recent Qualification Cycles (Qualifying Group Stage Only)</p> <p>This table summarizes how each team has performed in the primary group qualifying stages of the four most recent UEFA qualifying cycles (2019 Women's World Cup, 2017 Women's Euro, 2015 WWC, 2013 Women's Euro). Data includes overall win-draw-loss records, plus overall points earned, along with overall goal differential, and overall win percentage.</p>
	<p>Qualifying Group Stage – Rudimentary Model (Weighted Average)</p> <p>This page presents a simple model of this qualifying group stage, based on a weighted average of each team's performance in the four most recent UEFA qualifying cycles. It's included to give a rough idea of how each team will perform and provide a baseline of expectations.</p>
	<p>Rudimentary Model Methodology Notes</p> <p>This page summarizes the math behind the model and includes two specific examples.</p>
	<p>Qualifying Group Stage – Match Day Summary</p> <p>This table lists each date that a qualifying match will be played, with the number of total matches that day, plus the number of notable matches (e.g. between top two or top three teams in each group, "Toss-Up" matches between similarly ranked teams, etc.). The last column lists significant specific-match-ups.</p>
	<p>Qualifying Group Stage – Top Teams Schedule Matrix</p> <p>This table shows when each of the top 21 teams will be in action during the entirety of the group stage. Underneath each team's three-letter code is their group and draw pot. I.e., Netherlands is in Group "A" and was in the top pot, so "(A1)" is under "NED" in their column.</p>
	<p>Qualifying Group Stage – Map of Participating Associations</p> <p>This is a simplified grayscale version of a color map that shows each UEFA member participating. The capitals of France and Kazakhstan (both in Group G) are separated by almost 3000 miles, which is more than the distance between Miami, Florida, and Seattle, Washington. Most travel distances in Europe are much closer, with Amsterdam to Moscow (Group A) or Madrid to Warsaw (Group D) both being in the 1300 to 1500 miles range (comparable to a flight from New York to Houston) being more typical "long range" distances.</p> <p>The original color version should be available on my website. (Note: The image is based upon a Creative Commons licensed image from Wikimedia Commons.)</p>
	<p>Chart: WNT Coefficients for the Draw</p> <p>This chart shows the UEFA coefficients for each team at the time of the draw (which took place in February 2019, but the numbers were finalized in November 2018), relative to the other teams in their group (grouped vertically), as well as all the other teams in the group stage, plus the host, England.</p> <p>Note that the difference between the lowest team in one pot and the highest team in the next pot can be as close as a handful of points. For example, the lowest team in Pot 2, Czech Republic, and the highest team in Pot 3, Portugal, were separated by just 5 points (25,007 versus 25,002).</p>

UEFA Women's Euro 2021 – Qualifying Group Stage – Teams Table

WNT	Group	UEFA Coefficient (Draw)		Current FIFA Women's Ranking (July 2019)			Performance in Past Women's Euros (Since 1997)						
		Coeff.	Coeff. Rank	Ranking Points	Overall Rank	Rank in UEFA	'97 (8)	'01 (8)	'05 (8)	'09 (12)	'13 (12)	'17 (16)	
Albania	E	10,899	36	1326	77	37							
Austria	G	33,503	11	1793	21	13							SF
Azerbaijan	D	-	49	1345	75	36							
Belarus	C	16,361	28	1446	54	28							
Belgium	H	32,007	14	1813	19	12							GS
Bosnia and Herzegovina	B	17,056	27	1371	67	34							
Croatia	H	15,921	31	1440	55	29							
Cyprus	E	-	49	1123	115	48							
Czech Republic	D	25,007	19	1679	28	17							
Denmark	B	32,935	12	1839	15	9	GS	SF	GS	GS	SF		2nd
England (auto-qualified)	(Host)	41,819	1	2027	5	4		GS	GS	2nd	GS	SF	
Estonia	A	7,225	42	1212	97	43							
Faroe Islands	C	7,777	39	1272	84	39							
Finland	E	25,907	18	1668	31	20			SF	QF	GS		
France	G	40,775	2	2029	4	3	GS	GS	GS	QF	QF	QF	
Georgia	B	6,500	44	1143	110	46							
Germany	I	40,405	3	2059	2	1	1st	1st	1st	1st	1st	1st	QF
Greece	I	14,868	33	1376	65	33							
Hungary	F	17,601	26	1525	45	25							
Iceland	F	32,012	13	1822	17	10				GS	QF	GS	
Israel	B	12,771	34	1392	64	32							
Italy	B	34,741	10	1891	14	8	2nd	GS	GS	QF	QF	GS	
Kazakhstan	G	12,453	35	1349	72	35							
Kosovo	A	-	49	1059	124	49							
Latvia	F	5,702	45	1228	91	40							
Lithuania	H	4,973	46	1172	104	45							
Malta	B	7,556	40	1192	100	44							
Moldova	D	8,237	37	1219	94	41							
Montenegro	I	7,106	43	1217	96	42							
Netherlands	A	40,003	4	2037	3	2				SF	GS		1st
North Macedonia	G	7,242	41	1056	122	50							
Northern Ireland	C	14,966	32	1420	59	30							
Norway	C	36,060	7	1917	12	6	GS	SF	2nd	SF	2nd	GS	
Poland	D	23,712	22	1675	29	18							
Portugal	E	25,002	20	1671	30	19							GS
Republic of Ireland	I	24,617	21	1666	33	22							
Romania	H	22,432	23	1548	42	23							
Russia	A	28,187	15	1704	25	16	GS	GS		GS	GS	GS	
Scotland	E	35,237	9	1791	22	14							GS
Serbia	G	19,846	24	1546	43	24							
Slovakia	F	16,046	30	1500	47	26							
Slovenia	A	18,207	25	1453	51	27							
Spain	D	39,181	5	1899	13	7	SF				QF	QF	
Sweden	F	36,608	6	2021	6	5	SF	2nd	SF	QF	SF	QF	
Switzerland	H	35,481	8	1815	18	11							GS
Turkey	A	16,142	29	1412	62	31							
Ukraine	I	27,260	17	1708	24	15				GS			
Wales	C	28,042	16	1667	32	21							

Did Not Enter: Andorra (active), Armenia (inactive, has U-19 teams), Bulgaria (active) Gibraltar (n/a), Liechtenstein (unofficial team), Luxembourg (active), San Marino (n/a)

"GS" = Group Stage, "QF" = Quarterfinals, "SF" = Semifinals, "2nd" = Runners-Up, "1st" = Champions

UEFA Women's Euro 2021 – Qualification Format – Details and Notes

- The host, England, automatically qualified for the final tournament.
- The final tournament, which will consist of 16 teams, will be contested in July 2021.
- 47 of UEFA's 54 other member associations (not counting England) entered their women's national team.
- Unlike qualifying for the 2019 FIFA Women's World Cup or the last Women's Euro (2017), there is no preliminary qualifying round for the lowest tier of teams.
- In February 2019, the 47 teams were drawn into seven groups of five teams and two groups of six teams.
- The teams will play a standard home-and-away round-robin "league"-style group stage. The teams in the five-teams groups will each play a total of eight matches, while those in the two six-team groups will play ten matches in total.
- The group stage qualification matches begin on August 29, 2019 and conclude on September 22, 2020.
- The winner of each group will directly qualify for the final tournament.
- The nine group Runner-Ups will be ranked based on their performance against the other top four teams in their group. So, for the second-placed teams in the six-team groups, their match against the last-placed team will be disregarded.
- The Top Three Runners-Up will directly qualify for the final tournament.
- The remaining six Runners-Up will be drawn into three pairs for a single round of home-and-away play-off matches.
- The play-off draw will be held on September 25, 2020.
- The qualification play-off matches will be contested in October 2020 (19th to 27th).
- The draw for the final tournament is scheduled for "late 2020" in England.
- For complete tournament regulations, see https://www.uefa.com/MultimediaFiles/Download/Regulations/uefaorg/Regulations/02/57/97/03/2579703_DOWNLOAD.pdf

List of Qualifying Groups

Group A Netherlands Russia Slovenia Turkey Estonia Kosovo	Group B Italy Denmark Bosnia and Herzegovina Israel Malta Georgia	Group C Norway Wales Belarus Northern Ireland Faroe Islands
Group D Spain Czech Republic Poland Moldova Azerbaijan	Group E Scotland Finland Portugal Albania Cyprus	Group F Sweden Iceland Hungary Slovakia Latvia
Group G France Austria Serbia Kazakhstan North Macedonia	Group H Switzerland Belgium Romania Croatia Lithuania	Group I Germany Ukraine Republic of Ireland Greece Montenegro

Qualifying Group Stage Match Windows

August 26 to September 3, 2019
September 30 to October 8, 2019
November 4 to 12, 2019
March 2 to 11, 2020*
April 6 to 14, 2020
June 1 to 9, 2020
September 14 to 22, 2020

**all Top Tier teams have the March window free for friendlies*

UEFA Women's Euro 2021 – Summary of Predictions

Group Stage Predictions

Group	Likely Group Winner	Likely Runner-Up	Notes
A	Netherlands	Russia	Should be a straight-forward 1-2 finish.
B	Italy or Denmark (Toss-Up)	Denmark or Italy (Toss-Up)	Italy should have a slight edge over Denmark.
C	Norway	Wales	Should be a fairly straight-forward 1-2 finish.
D	Spain	Czech Republic or Poland (Toss-Up)	Spain should easily win the group.
E	Scotland	Finland or Portugal (Toss-Up)	Finland and Portugal both have a modest chance to win the group.
F	Sweden	Iceland	Iceland has a moderate chance to win the group.
G	France	Austria	Both teams look like "locks," respectively.
H	Switzerland or Belgium (Toss-Up)	Belgium or Switzerland (Toss-Up)	In the last WWC qualifying, these teams played a home-and-away play-off, with draws in both matches.
I	Germany	Ukraine or Republic of Ireland (Toss-Up)	Germany should cruise. Both Ireland and Ukraine face uphill challenges for the second spot.

Runner-Up Predictions

Group	Likely Runner-Up	Top Three?	Wins Play-Off?
A	Russia	Unlikely	Somewhat Unlikely
B	Denmark / Italy	Likely	Should Win
C	Wales	Unlikely	Could Win
D	Czech Republic / Poland	Unlikely	Somewhat Unlikely
E	Finland or Portugal	Somewhat Unlikely	Could Win
F	Iceland	Fairly Likely	Should Win
G	Austria	Fairly Likely	Should Win
H	Belgium / Switzerland	Likely	Should Win
I	Ukraine / Republic of Ireland	Unlikely	Could Win

Expected Qualifiers

(In Order of Approximate Likelihood)

1.	England (Host, auto-qualified)
2.	France
3.	Germany
4.	Netherlands
5.	Sweden
6.	Spain
7.	Norway
8.	Italy
9.	Switzerland
10.	Denmark
11.	Belgium
12.	Scotland
13.	Iceland
14.	Austria
15.	Finland or Portugal
16.	Ukraine or Republic of Ireland
	Wales
	Russia
	Czech Republic or Poland

UEFA Women's Euro 2021 – Qualifying Group Stage – Group “A” Summary

Teams: Estonia (EST), Kosovo (KVX), Netherlands (NED), Russia (RUS), Slovenia (SLO), Turkey (TUR)

Most Likely to Win Group: Netherlands (clear favorite)

Most Likely Runner-Up: Russia (most likely loses play-off). In their past two qualification cycles, Russia has struggled, winning only half of their matches in each cycle (a 4-1-3 W-D-L record in 2019 WWCQ and a 4-2-2 W-D-L record for the 2017 Women's Euro). For the 2019 WWCQ, Russia finished third (with 13 points), behind England (22) and Wales (17).

Upset Possibilities: Not Likely

Statistical Summary

WNT	Pot	In-Pot Rank (UEFA Coeff.)	Current FIFA Women's Rankings (July 2019)			Performance in Past Women's Euros (Since 1997)	
			Ranking Points	Overall Rank	Rank in UEFA	Tournament Appearances	Best Finish
Netherlands	1	3	2037	3	2	3	1st ('17)
Russia	2	5	1704	25	16	5	Group ('97, '01, '09, '11, '17)
Slovenia	3	6	1453	51	27		
Turkey	4	1	1412	62	31		
Estonia	5	4	1212	97	43		
Kosovo	5	9	1059	124	49		

Group Match Schedule

Date	Home Team	Away Team	Notes
August 30, 2019 (Friday)	Estonia	Netherlands	
	Kosovo	Turkey	
	Slovenia	Russia	2v3 Match-Up
September 3, 2019 (Tuesday)	Slovenia	Kosovo	
	Russia	Estonia	
	Netherlands	Turkey	
October 4, 2019 (Friday)	Kosovo	Russia	
	Slovenia	Netherlands	
	Turkey	Estonia	
October 8, 2019 (Tuesday)	Estonia	Kosovo	5v5 Match-Up
	Netherlands	Russia	1v2 Match-Up
	Turkey	Slovenia	Toss-Up
November 8, 2019 (Friday)	Turkey	Netherlands	
November 12, 2019 (Tuesday)	Netherlands	Slovenia	
March 10, 2020 (Tuesday)	Kosovo	Slovenia	
April 10, 2020 (Friday)	Kosovo	Netherlands	
	Russia	Turkey	2v4 Match-Up
	Slovenia	Estonia	
April 14, 2020 (Tuesday)	Netherlands	Estonia	
	Russia	Slovenia	2v3 Match-Up
	Turkey	Kosovo	
June 5, 2020 (Friday)	Estonia	Russia	
June 9, 2020 (Tuesday)	Estonia	Turkey	
	Russia	Kosovo	
September 18, 2020 (Friday)	Kosovo	Estonia	5v5 Match-Up
	Russia	Netherlands	1v2 Match-Up
	Slovenia	Turkey	Toss-Up
September 22, 2020 (Tuesday)	Estonia	Slovenia	
	Netherlands	Kosovo	
	Turkey	Russia	2v4 Match-Up

UEFA Women's Euro 2021 – Qualifying Group Stage – Group “B” Summary

Teams: Bosnia and Herzegovina (BIH), Denmark (DEN), Georgia (GEO), Israel (ISR), Italy (ITA), Malta (MLT)

Most Likely to Win Group: Italy, though it's a Toss-Up with Denmark

Most Likely Runner-Up: Denmark (should be in Top Three or win play-off)

Upset Possibilities: Denmark winning the group, which, on paper, is a good possibility. However, Denmark and Italy do not face each other until the last two match days (in June and September 2020), so the teams that play then could be very different from how they stack up now.

Statistical Summary

WNT	Pot	In-Pot Rank (UEFA Coeff.)	Current FIFA Women's Rankings (July 2019)			Performance in Past Women's Euros (Since 1997)	
			Ranking Points	Overall Rank	Rank in UEFA	Tournament Appearances	Best Finish
Italy	1	9	1891	14	8	6	2nd ('97)
Denmark	2	2	1839	15	9	6	2nd ('17)
Bosnia and Herzegovina	3	8	1371	67	34		
Israel	4	6	1392	64	32		
Malta	5	2	1192	100	44		
Georgia	5	6	1143	110	46		

Group Match Schedule

Date	Home Team	Away Team	Notes
August 29, 2019 (Thursday)	Israel	Italy	
	Denmark	Malta	
August 30, 2019 (Friday)	Bosnia and Herzegovina	Georgia	
September 3, 2019 (Tuesday)	Georgia	Italy	
	Bosnia and Herzegovina	Malta	
	Israel	Denmark	
October 4, 2019 (Friday)	Denmark	Bosnia and Herzegovina	
	Malta	Italy	
October 8, 2019 (Tuesday)	Georgia	Denmark	
	Italy	Bosnia and Herzegovina	
November 7, 2019 (Thursday)	Malta	Israel	
November 8, 2019 (Friday)	Italy	Georgia	
November 12, 2019 (Tuesday)	Denmark	Georgia	
	Israel	Bosnia and Herzegovina	Toss-Up
	Italy	Malta	
March 5, 2020 (Thursday)	Bosnia and Herzegovina	Israel	Toss-Up
	Malta	Georgia	5v5 Match-Up
March 10, 2020 (Tuesday)	Israel	Georgia	
	Malta	Bosnia and Herzegovina	
April 9, 2020 (Thursday)	Bosnia and Herzegovina	Denmark	
April 10, 2020 (Friday)	Italy	Israel	
April 14, 2020 (Tuesday)	Bosnia and Herzegovina	Italy	
	Georgia	Israel	
	Malta	Denmark	
June 3, 2020 (Wednesday)	Georgia	Malta	5v5 Match-Up
June 4, 2020 (Thursday)	Denmark	Israel	
June 9, 2020 (Tuesday)	Italy	Denmark	1v2 Match-Up, Toss-Up
September 22, 2020 (Tuesday)	Denmark	Italy	1v2 Match-Up, Toss-Up
	Georgia	Bosnia and Herzegovina	
	Israel	Malta	

UEFA Women's Euro 2021 – Qualifying Group Stage – Group “C” Summary

Teams: Belarus (BLR), Faroe Islands (FRO), Northern Ireland (NIR), Norway (NOR), Wales (WAL)

Most Likely to Win Group: Norway (strong favorites)

Most Likely Runner-Up: Wales (could win play-off)

Upset Possibilities: Not Likely

Statistical Summary

WNT	Pot	In-Pot Rank (UEFA Coeff.)	Current FIFA Women's Rankings (July 2019)			Performance in Past Women's Euros (Since 1997)	
			Ranking Points	Overall Rank	Rank in UEFA	Tournament Appearances	Best Finish
Norway	1	6	1917	12	6	6	2nd ('05, '13)
Wales	2	6	1667	32	21		
Belarus	3	9	1446	54	28		
Northern Ireland	4	4	1420	59	30		
Faroe Islands	5	1	1272	84	39		

Group Match Schedule

Date	Home Team	Away Team	Notes
August 29, 2019 (Thursday)	Faroe Islands	Wales	
August 30, 2019 (Friday)	Northern Ireland	Norway	
September 3, 2019 (Tuesday)	Belarus	Faroe Islands	
	Wales	Northern Ireland	“Home Nations” Derby
October 4, 2019 (Friday)	Belarus	Norway	
October 8, 2019 (Tuesday)	Belarus	Wales	2v3 Match-Up
	Faroe Islands	Norway	
November 8, 2019 (Friday)	Norway	Northern Ireland	
November 12, 2019 (Tuesday)	Northern Ireland	Wales	“Home Nations” Derby
April 10, 2020 (Friday)	Wales	Faroe Islands	
April 14, 2020 (Tuesday)	Belarus	Northern Ireland	Toss-Up
	Wales	Norway	1v2 Match-Up
June 5, 2020 (Friday)	Northern Ireland	Belarus	Toss-Up
	Norway	Faroe Islands	
June 9, 2020 (Tuesday)	Northern Ireland	Faroe Islands	
	Wales	Belarus	2v3 Match-Up
September 18, 2020 (Friday)	Faroe Islands	Northern Ireland	<i>NIR's last group match</i>
	Norway	Belarus	
September 22, 2020 (Tuesday)	Faroe Islands	Belarus	
	Norway	Wales	1v2 Match-Up

UEFA Women's Euro 2021 – Qualifying Group Stage – Group “D” Summary

Teams: Azerbaijan (AZE), Czech Republic (CZE), Moldova (MDA), Poland (POL), Spain (ESP)

Most Likely to Win Group: Spain (clear favorites)

Most Likely Runner-Up: Toss-Up, between Czech Republic and Poland (either team likely loses play-off)

Upset Possibilities: Not Likely

Statistical Summary

WNT	Pot	In-Pot Rank (UEFA Coeff.)	Current FIFA Women's Rankings (July 2019)			Performance in Past Women's Euros (Since 1997)	
			Ranking Points	Overall Rank	Rank in UEFA	Tournament Appearances	Best Finish
Spain	1	4	1899	13	7	3	Semis ('97)
Czech Republic	2	9	1679	28	17		
Poland	3	3	1675	29	18		
Moldova	4	9	1219	94	41		
Azerbaijan	5	9	1345	75	36		

Group Match Schedule

Date	Home Team	Away Team	Notes
August 30, 2019 (Friday)	Moldova	Czech Republic	
October 4, 2019 (Friday)	Spain	Azerbaijan	
October 8, 2019 (Tuesday)	Czech Republic	Spain	1v2 Match-Up
November 7, 2019 (Thursday)	Azerbaijan	Czech Republic	
November 10, 2019 (Sunday)	Moldova	Azerbaijan	
November 12, 2019 (Tuesday)	Poland	Spain	1v3 Match-Up
March 7, 2020 (Saturday)	Poland	Moldova	
March 11, 2020 (Wednesday)	Azerbaijan	Poland	
April 9, 2020 (Thursday)	Spain	Moldova	
April 10, 2020 (Friday)	Poland	Azerbaijan	
April 13, 2020 (Monday)	Spain	Czech Republic	1v2 Match-Up
April 14, 2020 (Tuesday)	Moldova	Poland	
June 5, 2020 (Friday)	Czech Republic	Azerbaijan	
June 9, 2020 (Tuesday)	Czech Republic	Moldova	
	Spain	Poland	1v3 Match-Up
September 16, 2020 (Wednesday)	Azerbaijan	Moldova	
September 17, 2020 (Thursday)*	Czech Republic	Poland	2v3 Match-Up, Toss-Up (rescheduled from 3-Sept-2019)
September 19, 2020 (Saturday)	Moldova	Spain	MDA's last group match
September 22, 2020 (Tuesday)	Azerbaijan	Spain	
	Poland	Czech Republic	2v3 Match-Up, Toss-Up

*The CZE-POL match was originally scheduled for Tuesday, September 3, 2019, but was rescheduled due to food poisoning that apparently affected most of the Czech team. (source: <https://zeny.fotbal.cz/utkani-zen-s-polskem-odlozeno/a10962>)

UEFA Women's Euro 2021 – Qualifying Group Stage – Group “E” Summary

Teams: Albania (ALB), Cyprus (CYP), Finland (FIN), Portugal (POR), Scotland (SCO)

Most Likely to Win Group: Scotland (could be close)

Most Likely Runner-Up: Toss-Up, between Finland and Portugal (either team could win play-off or even qualify directly as a Top Three Runner-Up)

Upset Possibilities: There's A Chance. Scotland was the weakest UEFA team at the 2019 WWC. If they continue to struggle, Portugal or Finland could win the group, or even go 1-2, leaving Scotland out of the play-offs.

Statistical Summary

WNT	Pot	In-Pot Rank (UEFA Coeff.)	Current FIFA Women's Rankings (July 2019)			Performance in Past Women's Euros (Since 1997)	
			Ranking Points	Overall Rank	Rank in UEFA	Tournament Appearances	Best Finish
Scotland	1	8	1791	22	14	1	Group ('17)
Finland	2	8	1668	31	20	3	Semis ('05)
Portugal	3	1	1671	30	19	1	Group ('17)
Albania	4	8	1326	77	37		
Cyprus	5	9	1123	115	48		

Group Match Schedule

Date	Home Team	Away Team	Notes
August 30, 2019 (Friday)	Scotland	Cyprus	
September 2, 2019 (Monday)	Albania	Finland	
October 4, 2019 (Friday)	Albania	Portugal	
October 8, 2019 (Tuesday)	Finland	Albania	
November 7, 2019 (Thursday)	Finland	Cyprus	
November 8, 2019 (Friday)	Albania	Scotland	
November 12, 2019 (Tuesday)	Portugal	Finland	2v3 Match-Up, Toss-Up
March 11, 2020 (Wednesday)	Cyprus	Albania	
April 9, 2020 (Thursday)	Cyprus	Scotland	
April 10, 2020 (Friday)	Finland	Portugal	2v3 Match-Up, Toss-Up
April 14, 2020 (Tuesday)	Cyprus	Finland	
	Scotland	Portugal	1v3 Match-Up
June 5, 2020 (Friday)	Cyprus	Portugal	
	Scotland	Albania	
June 9, 2020 (Tuesday)	Finland	Scotland	1v2 Match-Up
	Portugal	Cyprus	
September 18, 2020 (Friday)	Albania	Cyprus	<i>CYP's last group match</i>
	Portugal	Scotland	1v3 Match-Up
September 22, 2020 (Tuesday)	Portugal	Albania	
	Scotland	Finland	1v2 Match-Up

UEFA Women's Euro 2021 – Qualifying Group Stage – Group “F” Summary

Teams: Hungary (HUN), Iceland (ISL), Latvia (LVA), Slovakia (SVK), Sweden (SWE)

Most Likely to Win Group: Sweden (fairly strong favorites)

Most Likely Runner-Up: Iceland (could win play-off)

Upset Possibilities: Unlikely. Though, in the most recent WWC qualifying, Iceland got a historic victory against Germany in Wiesbaden (October 2017), and have beaten Sweden twice in the past (2014 and 2011). Also, Sweden has sometimes struggled against lesser opponents in qualifying, so Iceland (or even one of the other teams) getting a result or two against the Swedes is very possible.

Statistical Summary

WNT	Pot	In-Pot Rank (UEFA Coeff.)	Current FIFA Women's Rankings (July 2019)			Performance in Past Women's Euros (Since 1997)	
			Ranking Points	Overall Rank	Rank in UEFA	Tournament Appearances	Best Finish
Sweden	1	5	2021	6	5	6	2nd ('01)
Iceland	2	3	1822	17	10	3	QF ('13)
Hungary	3	7	1525	45	25		
Slovakia	4	2	1500	47	26		
Latvia	5	7	1228	91	40		

Group Match Schedule

Date	Home Team	Away Team	Notes
August 29, 2019 (Thursday)	Iceland	Hungary	
September 2, 2019 (Monday)	Iceland	Slovakia	
September 3, 2019 (Tuesday)	Latvia	Sweden	
October 4, 2019 (Friday)	Hungary	Sweden	
	Latvia	Slovakia	
October 8, 2019 (Tuesday)	Sweden	Slovakia	
	Latvia	Iceland	
November 8, 2019 (Friday)	Slovakia	Hungary	Toss-Up
November 12, 2019 (Tuesday)	Hungary	Latvia	
April 10, 2020 (Friday)	Hungary	Iceland	
	Slovakia	Latvia	
April 14, 2020 (Tuesday)	Slovakia	Iceland	
	Sweden	Hungary	
June 4, 2020 (Thursday)	Iceland	Latvia	
	Slovakia	Sweden	
June 9, 2020 (Tuesday)	Iceland	Sweden	1v2 Match-Up
	Latvia	Hungary	
September 17, 2020 (Thursday)	Sweden	Latvia	<i>LVA's last group match</i>
September 22, 2020 (Tuesday)	Hungary	Slovakia	Toss-Up
	Sweden	Iceland	1v2 Match-Up

UEFA Women's Euro 2021 – Qualifying Group Stage – Group “G” Summary

Teams: Austria (AUT), France (FRA), Kazakhstan (KAZ), North Macedonia (MKD), Serbia (SRB)

Most Likely to Win Group: France (It's France.)

Most Likely Runner-Up: Austria (could win play-off)

Upset Possibilities: Most Unlikely

Statistical Summary

WNT	Pot	In-Pot Rank (UEFA Coeff.)	Current FIFA Women's Rankings (July 2019)			Performance in Past Women's Euros (Since 1997)	
			Ranking Points	Overall Rank	Rank in UEFA	Tournament Appearances	Best Finish
France	1	1	2029	4	3	6	QF ('09, '13, '17)
Austria	2	1	1793	21	13	1	Semis ('17)
Serbia	3	5	1546	43	24		
Kazakhstan	4	7	1349	72	35		
North Macedonia	5	3	1056	122	50		

Group Match Schedule

Date	Home Team	Away Team	Notes
September 1, 2019 (Sunday)	Kazakhstan	Serbia	
September 3, 2019 (Tuesday)	Austria	North Macedonia	
October 2, 2019 (Wednesday)	North Macedonia	Kazakhstan	
October 5, 2019 (Saturday)	North Macedonia	Serbia	
October 8, 2019 (Tuesday)	Kazakhstan	France	
	Serbia	Austria	
November 8, 2019 (Friday)	North Macedonia	Austria	
November 9, 2019 (Saturday)	France	Serbia	
November 12, 2019 (Tuesday)	Austria	Kazakhstan	
March 6, 2020 (Friday)	Serbia	North Macedonia	
April 10, 2020 (Friday)	France	North Macedonia	
April 11, 2020 (Saturday)	Serbia	Kazakhstan	
April 14, 2020 (Tuesday)	Austria	France	1v2 Match-Up
June 3, 2020 (Wednesday)	Kazakhstan	North Macedonia	
June 5, 2020 (Friday)	France	Austria	1v2 Match-Up
June 9, 2020 (Tuesday)	Austria	Serbia	
	France	Kazakhstan	
September 18, 2020 (Friday)	Serbia	France	<i>Serbia's last group match</i>
September 22, 2020 (Tuesday)	Kazakhstan	Austria	
	North Macedonia	France	

UEFA Women's Euro 2021 – Qualifying Group Stage – Group “H” Summary

Teams: Belgium (BEL), Croatia (CRO), Lithuania (LTU), Romania (ROU), Switzerland (SUI)

Most Likely to Win Group: Toss-Up, between Switzerland and Belgium. These teams will almost certainly go 1-2 in the group, with their match on the last match day being the likely group decider. Both teams are separated by just two (2) points in the most current FIFA Women's Rankings and tied twice(!) in their most recent competitive matches against each other, back in October 2018 (WWC qualifying home-and-away play-off, Switzerland advanced on away goals).

Most Likely Runner-Up: See Above. (Either team should win play-off)

Upset Possibilities: Unlikely

Statistical Summary

WNT	Pot	In-Pot Rank (UEFA Coeff.)	Current FIFA Women's Rankings (July 2019)			Performance in Past Women's Euros (Since 1997)	
			Ranking Points	Overall Rank	Rank in UEFA	Tournament Appearances	Best Finish
Switzerland	1	7	1815	18	11	1	Group ('17)
Belgium	2	4	1813	19	12	1	Group ('17)
Romania	3	4	1548	42	23		
Croatia	4	3	1440	55	29		
Lithuania	5	8	1172	104	45		

Group Match Schedule

Date	Home Team	Away Team	Notes
Thursday, August 29, 2019	Lithuania	Croatia	
Friday, September 3, 2019	Switzerland	Lithuania	
	Belgium	Croatia	
Friday, October 4, 2019	Lithuania	Switzerland	
Tuesday, October 8, 2019	Switzerland	Croatia	
	Romania	Belgium	2v3 Match-Up
Friday, November 8, 2019	Croatia	Belgium	
	Romania	Lithuania	
Tuesday, November 12, 2019	Belgium	Lithuania	
	Switzerland	Romania	
Friday, April 10, 2020	Croatia	Lithuania	
Tuesday, April 14, 2020	Belgium	Switzerland	1v2 Match-Up, Toss-Up
	Croatia	Romania	
Friday, June 5, 2020	Lithuania	Romania	
Tuesday, June 9, 2020	Lithuania	Belgium	<i>LTU's last group match</i>
	Romania	Switzerland	
Friday, September 18, 2020	Belgium	Romania	2v3 Match-Up
	Croatia	Switzerland	
Tuesday, September 22, 2020	Romania	Croatia	
	Switzerland	Belgium	1v2 Match-Up, Toss-Up

UEFA Women's Euro 2021 – Qualifying Group Stage – Group “I” Summary

Teams: Germany (GER), Greece (GRE), Montenegro (MNE), Republic of Ireland (IRL), Ukraine (UKR)

Most Likely to Win Group: Germany (should not be close)

Most Likely Runner-Up: Toss-Up, between Ukraine and Ireland (either would struggle to win play-off)

Upset Possibilities: Unlikely. Germany should win the group, though given their recent struggles, losing points to Ukraine and/or Ireland is a distinct possibility.

Statistical Summary

WNT	Pot	In-Pot Rank (UEFA Coeff.)	Current FIFA Women's Rankings (July 2019)			Performance in Past Women's Euros (Since 1997)	
			Ranking Points	Overall Rank	Rank in UEFA	Tournament Appearances	Best Finish
Germany	1	2	2059	2	1	6	1st ('97, '01, '05, '09, '13)
Ukraine	2	7	1708	24	15	1	Group ('09)
Republic of Ireland	3	2	1666	33	22		
Greece	4	5	1376	65	33		
Montenegro	5	5	1217	96	42		

Group Match Schedule

Date	Home Team	Away Team	Notes
August 31, 2019 (Saturday)	Germany	Montenegro	
September 3, 2019 (Tuesday)	Ukraine	Germany	1v2 Match-Up
	Republic of Ireland	Montenegro	
October 5, 2019 (Saturday)	Germany	Ukraine	1v2 Match-Up
October 8, 2019 (Tuesday)	Greece	Germany	
	Republic of Ireland	Ukraine	2v3 Match-Up, Toss-Up
November 6, 2019 (Wednesday)	Montenegro	Greece	
November 12, 2019 (Tuesday)	Greece	Republic of Ireland	
March 6, 2020 (Friday)	Republic of Ireland	Greece	
March 11, 2020 (Wednesday)	Montenegro	Republic of Ireland	
April 10, 2020 (Friday)	Montenegro	Ukraine	
April 11, 2020 (Saturday)	Germany	Republic of Ireland	1v3 Match-Up
April 14, 2020 (Tuesday)	Montenegro	Germany	
	Ukraine	Greece	
June 3, 2020 (Wednesday)	Greece	Montenegro	
June 5, 2020 (Friday)	Ukraine	Republic of Ireland	2v3 Match-Up, Toss-Up
June 9, 2020 (Tuesday)	Greece	Ukraine	
September 19, 2020 (Saturday)	Germany	Greece	Greece's last group match
September 22, 2020 (Tuesday)	Republic of Ireland	Germany	1v3 Match-Up
	Ukraine	Montenegro	

UEFA Women's Euro 2021 – Performance in Recent Qualification Cycles (Qualifying Group Stage Only)

This table summarizes the overall performance for each team in the primary qualification group stages of the four most recent UEFA qualification cycles (for the 2019 WWC, the 2017 Women's Euro, the 2015 WWC, and the 2013 Women's Euro).

The 33 teams that have either participated in all four of the above qualifying group stages or were exempt as hosts (France, 2019; Netherlands, 2017; and Sweden, 2013), have been ranked in order of their Win Percentage (second-to-last column). Below those are the other teams to have participated in at least one of these recent cycles, grouped by the number of cycles in which they have participated and in order of win percentage.

	WNT	Total Matches	Total Wins	Total Draws	Total Losses	Total Points	Total Goal Diff.	Win %**	# of Cycles
1.	France*	26	26	0	0	78	+108	100.0%	3*
2.	Germany	36	34	1	1	103	+189	95.8%	4
3.	England (host, auto-qualified)	34	30	4	0	94	+130	94.1%	4
4.	Sweden*	26	24	0	2	72	+70	92.3%	3*
5.	Spain	36	31	3	2	96	+129	90.3%	4
6.	Norway	36	31	1	4	94	+107	87.5%	4
7.	Italy	36	30	2	4	92	+111	86.1%	4
8.	Netherlands*	26	20	3	3	63	+75	82.7%	3*
9.	Scotland	34	27	1	6	82	+73	80.9%	4
10.	Switzerland	36	28	2	6	86	+104	80.6%	4
11.	Iceland	36	25	4	7	79	+92	75.0%	4
12.	Denmark	34	23	5	6	74	+79	75.0%	4
13.	Austria	34	23	4	7	73	+50	73.5%	4
14.	Belgium	36	23	6	7	75	+77	72.2%	4
15.	Russia	36	22	5	9	71	+34	68.1%	4
16.	Ukraine	34	20	4	10	64	+40	64.7%	4
17.	Finland	34	20	3	11	63	+37	63.2%	4
18.	Wales	34	17	6	11	57	+13	58.8%	4
19.	Czech Republic	34	15	6	13	51	+17	52.9%	4
20.	Poland	36	16	6	14	54	+10	52.8%	4
21.	Republic of Ireland	34	15	3	16	48	+8	48.5%	4
22.	Romania	36	14	6	16	48	+8	47.2%	4
23.	Portugal	34	13	3	18	42	+19	42.6%	4
24.	Serbia	34	12	4	18	40	-40	41.2%	4
25.	Hungary	36	10	4	22	34	-39	33.3%	4
26.	Belarus	34	10	1	23	31	-52	30.9%	4
27.	Bosnia and Herzegovina	36	9	4	23	31	-46	30.6%	4
28.	Slovakia	34	8	2	24	26	-43	26.5%	4
29.	Northern Ireland	36	7	5	24	26	-54	26.4%	4
30.	Slovenia	34	8	1	25	25	-51	25.0%	4
31.	Croatia	34	4	7	23	19	-55	22.1%	4
32.	Kazakhstan	36	5	3	28	18	-120	18.1%	4
33.	Israel	34	4	3	27	15	-90	16.2%	4
n/r	Turkey	28	5	2	21	17	-84	21.4%	3
	Greece	28	3	5	20	14	-66	19.6%	3
	Estonia	26	2	1	23	7	-84	9.6%	3
	Albania	26	2	1	23	7	-95	9.6%	3
	North Macedonia	28	0	3	25	3	-159	5.4%	3
	Faroe Islands	18	0	2	16	2	-90	5.6%	2
	Moldova	16	0	1	15	1	-75	3.1%	2
	Bulgaria (Did Not Enter)	20	0	1	19	1	-112	2.5%	2
	Montenegro	18	0	0	18	0	-96	0%	2
	Georgia	8	0	0	8	0	-32	0%	1
	Malta	10	0	0	10	0	-55	0%	1

Participating teams with no primary group stage appearances in the four most recent qualification cycles:
Azerbaijan, Cyprus, Kosovo, Latvia, Lithuania.

**For the Win Percentage, draws were counted as half-Wins (0.5).

UEFA Women's Euro 2021 – Qualifying Group Stage Rudimentary Model (Weighted Average)

Please note that this simple model was created to get a *rough idea* of how each team will perform and does not take in to account specific match-ups or a team's current form (e.g. their current FIFA Women's Ranking points).

Methodology: Each team's performance (win, draw, and loss percentages) in the primary qualification group stages of the four most recent UEFA qualification cycles (for the 2019 WWC, the 2017 Women's Euro, the 2015 WWC, and the 2013 Women's Euro), were adjusted with multipliers to get weighted average win-draw-loss percentages, which were then applied to the number of matches they will play in their group. For teams that were exempt from qualifying (France, Netherlands, and Sweden) in one of the cycles, or did not participate in a qualifying group stage during a specific cycle, those cycles were ignored. For more details about the methodology, please see the next page.

Group A	MP	W	D	L	Pts
Netherlands	10	7.64	1.18	1.18	24.11
Russia	10	5.60	1.55	2.85	18.35
Slovenia	10	2.65	0.13	7.23	8.08
Turkey	10	1.96	0.79	7.25	6.67
Estonia	10	0.67	0.33	9.00	2.33
Kosovo					-

The Netherlands has an easier group this time than in recent cycles, as they were grouped with Norway (2019 and 2015 cycles) and England (2013 cycle), so they should do better than their numbers above.

Group B	MP	W	D	L	Pts
Italy	10	8.25	0.30	1.45	25.05
Denmark	10	6.63	1.48	1.90	21.35
Bosnia & Herzegovina	10	2.33	0.70	6.98	7.68
Israel	10	0.80	1.25	7.95	3.65
Malta	10	0.00	0.00	10.00	0.00
Georgia	10	0.00	0.00	10.00	0.00

Group C	MP	W	D	L	Pts
Norway	8	6.98	0.30	0.72	21.24
Wales	8	4.16	1.66	2.18	14.14
Belarus	8	2.02	0.10	5.88	6.16
Northern Ireland	8	1.40	0.78	5.82	4.98
Faroe Islands		0.00	0.53	7.47	0.53

Group D	MP	W	D	L	Pts
Spain	8	7.52	0.32	0.16	22.88
Czech Republic	8	3.54	1.52	2.94	12.14
Poland	8	3.30	1.42	3.28	11.32
Moldova	8	0.00	0.57	7.43	0.57
Azerbaijan					-

Group E	MP	W	D	L	Pts
Scotland	8	6.68	0.10	1.22	20.14
Finland	8	4.12	0.80	3.08	13.16
Portugal	8	3.24	1.10	3.66	10.82
Albania	8	0.62	0.44	6.93	2.31
Cyprus					-

If Scotland struggles, this could be the tightest group, in terms of the point range between who finishes first and third.

Note: The best way to think about this model is that it is just a weighted average of recent results, and a potential benchmark for gauging the performance of each team in this cycle, say, whether they improve or decline, relative to their past results.

Group F	MP	W	D	L	Pts
Sweden	8	7.22	0.00	0.78	21.67
Iceland	8	5.62	1.04	1.34	17.90
Hungary	8	1.88	1.08	5.04	6.72
Slovakia	8	1.76	0.26	5.98	5.54
Latvia					-

Sweden's and Iceland's numbers look about right. Of the seven five-team groups, this one has the largest separation of points between second and third (10.18 points).

Group G	MP	W	D	L	Pts
France	8	8.00	0.00	0.00	24.00
Austria	8	5.22	1.10	1.68	16.76
Serbia	8	2.58	0.96	4.46	8.70
Kazakhstan	8	1.02	0.54	6.44	3.60
North Macedonia	8	0.00	0.53	7.47	0.53

Austria is looking at a ceiling of 18 points, absent getting a result or two against France.

Group H	MP	W	D	L	Pts
Switzerland	8	6.64	0.56	0.80	20.48
Belgium	8	5.34	1.32	1.34	17.34
Romania	8	2.78	1.50	3.72	9.84
Croatia	8	0.92	1.92	5.16	4.68
Lithuania					-

Group I	MP	W	D	L	Pts
Germany	8	7.52	0.08	0.40	22.64
Ukraine	8	4.42	0.96	2.62	14.22
Republic of Ireland	8	3.60	0.72	3.68	11.52
Greece	8	1.27	0.67	6.07	4.47
Montenegro	8	0.00	0.00	8.00	0.00

Ranking of Second-Placed Teams

For the runners-up in Groups A and B (Russia, Denmark), their expected results were recalculated for eight matches.

Second-Placed Teams	MP	W	D	L	Pts
Iceland	8	5.62	1.04	1.34	17.90
Belgium	8	5.34	1.32	1.34	17.34
Denmark	8	5.30	1.18	1.52	17.08
Austria*	8	5.22	1.10	1.68	16.76
Russia*	8	4.48	1.24	2.28	14.68
Ukraine*	8	4.42	0.96	2.62	14.22
Wales	8	4.16	1.66	2.18	14.14
Finland	8	4.12	0.80	3.08	13.16
Czech Republic	8	3.54	1.52	2.94	12.14

*Should win play-off.

UEFA Women's Euro 2021 – Rudimentary Model Methodology Notes

This model has not been tested (e.g., by going back to earlier cycles and comparing actual results to projected results) or augmented by additional factors, such as assessing the relative overall strength of each past qualifying group (e.g., giving more weight to wins in tougher groups and losses in easier groups, based on then-contemporary FIFA rankings).

Additionally, a more granular model that looks at specific match-ups, e.g., by comparing current ELO scores and/or by comparing past group stage performance against similarly ranked opponents, would likely produce more statistically significant projections.

The following table lists basic facts about the primary qualifying group stages in the four most recent qualifying cycles, along with the multiplier used for weighing each team's record in those cycle. For the teams that participated in all four group stages, the most recent cycle, the 2019 WWCQ, represents 40% of their standardized W-D-L record. Qualifying for the 2017 Women's Euro represents 30%, while 2015 WWCQ and 2017 Women's Euro qualifying represent 20% and 10%, respectively.

Qualifying Cycle	Years*	Multiplier	Teams	Notes	Exempt
2019 WWC	2017-18	4	35	7 groups of 5. All teams played 8 matches.	France
2017 Women's Euro	2015-16	3	40	8 groups of 5. All teams played 8 matches.	Netherlands
2015 WWC	2013-14	2	42	7 groups of 6. All teams played 10 matches.	n/a
2013 Women's Euro	2011-12	1	38	3 groups of 6 plus 4 groups of 5. 18 teams played 10 matches. 20 teams played 8 matches.	Sweden

*The group stage qualifying 'seasons' usually began in September of the first year and ended in the September of the following year.

Teams that did not participate in any of these cycles were not evaluated.

Example: Belgium

Cycle	Actual Record				Percentage (Decimal)			Multiplier	Weighted Record		
	MP	W	D	L	W	D	L		W	D	L
2019 WWC	8	6	1	1	0.750	0.125	0.125	4	3.0000	0.5000	0.5000
2017 Women's Euro.	8	5	2	1	0.625	0.250	0.125	3	1.8750	0.7500	0.3750
2015 WWC	10	6	1	3	0.600	0.100	0.300	2	1.2000	0.2000	0.6000
2013 Women's Euro	10	6	2	2	0.600	0.200	0.200	1	0.6000	0.2000	0.2000
Totals								10	6.6750	1.6500	1.6750
Standardized									0.6675	0.1650	0.1675
Estimated Record (8 Matches)									5.34	1.32	1.34

Example: Netherlands

Cycle	Actual Record				Percentage (Decimal)			Multiplier	Weighted		
	MP	W	D	L	W	D	L		W	D	L
2019 WWC	8	6	1	1	0.750	0.125	0.125	4	3.0000	0.5000	0.5000
2017 Women's Euro.											
2015 WWC	10	8	1	1	0.800	0.100	0.100	2	1.6000	0.2000	0.2000
2013 Women's Euro	8	6	1	1	0.750	0.125	0.125	1	0.7500	0.1250	0.1250
Totals								7	5.3500	0.8250	0.8250
Standardized									0.7643	0.1179	0.1179
Estimated Record (10 Matches)									7.64	1.18	1.18

As Netherlands hosted the 2017 Women's Euro, they were exempt from that qualification cycle. So, only three cycles were considered for their weighted win-draw-loss record, with each cycle having the same nominal multiplier. However, these cycles have a relatively higher weight in the Netherlands standardized Win-Draw-Loss record, compared to teams that participated in all four group cycles (roughly 57% versus 40%, 29% versus 20%, and 14% versus 10%).

UEFA Women's Euro 2021 – Qualifying Group Stage – Match Day Summary

Date	Total Matches	"Pot 1" Teams In Action	Pot 1v2 Matches	Pot 2v3 Matches	Toss-Up Matches	Notable Matches
August 29, 2019 (Thursday)	5	1		1		
August 30, 2019 (Friday)	7	3		1		
August 31, 2019 (Saturday)	1	1				
September 1, 2019 (Sunday)	1					
September 2, 2019 (Monday)	2					
September 3, 2019 (Tuesday)	15	5	1	1	1	UKR–GER, CZE–POL
October 2, 2019 (Wednesday)	1					
October 4, 2019 (Friday)	11	6		1		
October 5, 2019 (Saturday)	2	1	1			GER–UKR
October 8, 2019 (Tuesday)	17	8	2	4	2	NED–RUS, CZE–ESP, IRL–UKR
November 6, 2019 (Wednesday)	1					
November 7, 2019 (Thursday)	3					
November 8, 2019 (Friday)	8	4			1	
November 9, 2019 (Saturday)	1	1				
November 10, 2019 (Sunday)	1					
November 12, 2019 (Tuesday)	12	4		1	2	POR–FIN
March 5, 2020 (Thursday)	2				2	
March 6, 2020 (Friday)	2					
March 7, 2020 (Saturday)	1					
March 10, 2020 (Tuesday)	3					
March 11, 2020 (Wednesday)	3					
April 9, 2020 (Thursday)	3	2		1		
April 10, 2020 (Friday)	12	3		2	1	FIN–POR
April 11, 2020 (Saturday)	2	1				
April 13, 2020 (Monday)	1	1	1			ESP–CZE
April 14, 2020 (Tuesday)	18	8	3	1	2	WAL–NOR, AUT–FRA, BEL–SUI
June 3, 2020 (Wednesday)	3				1	
June 4, 2020 (Thursday)	3	1				
June 5, 2020 (Friday)	9	3	1	1	2	UKR–IRL
June 9, 2020 (Tuesday)	16	6	3	2	1	ITA–DEN, FIN–SCO, ISL–SWE
September 16, 2020 (Wednesday)	1					
September 17, 2020 (Thursday)	1	1				
September 18, 2020 (Friday)	10	5	1	1	1	RUS–NED
September 19, 2020 (Saturday)	2	2				
September 22, 2020 (Tuesday)	20	9	5	1	4	DEN–ITA, NOR–WAL, SCO–FIN, SWE–ISL, SUI–BEL, IRL–GER, POL–CZE

"Toss-Up" Matches have teams that are within 55 FIFA Women's Ranking points of each other (as of July 2019).

For the final match day (September 22, 2020), the matches in each group should have simultaneous start times, per tournament regulations.

NOTE: This table has not been updated to reflect the rescheduled CZE-POL match.

UEFA Women's Euro 2021 – Qualifying Group Stage – Top Teams Schedule Matrix

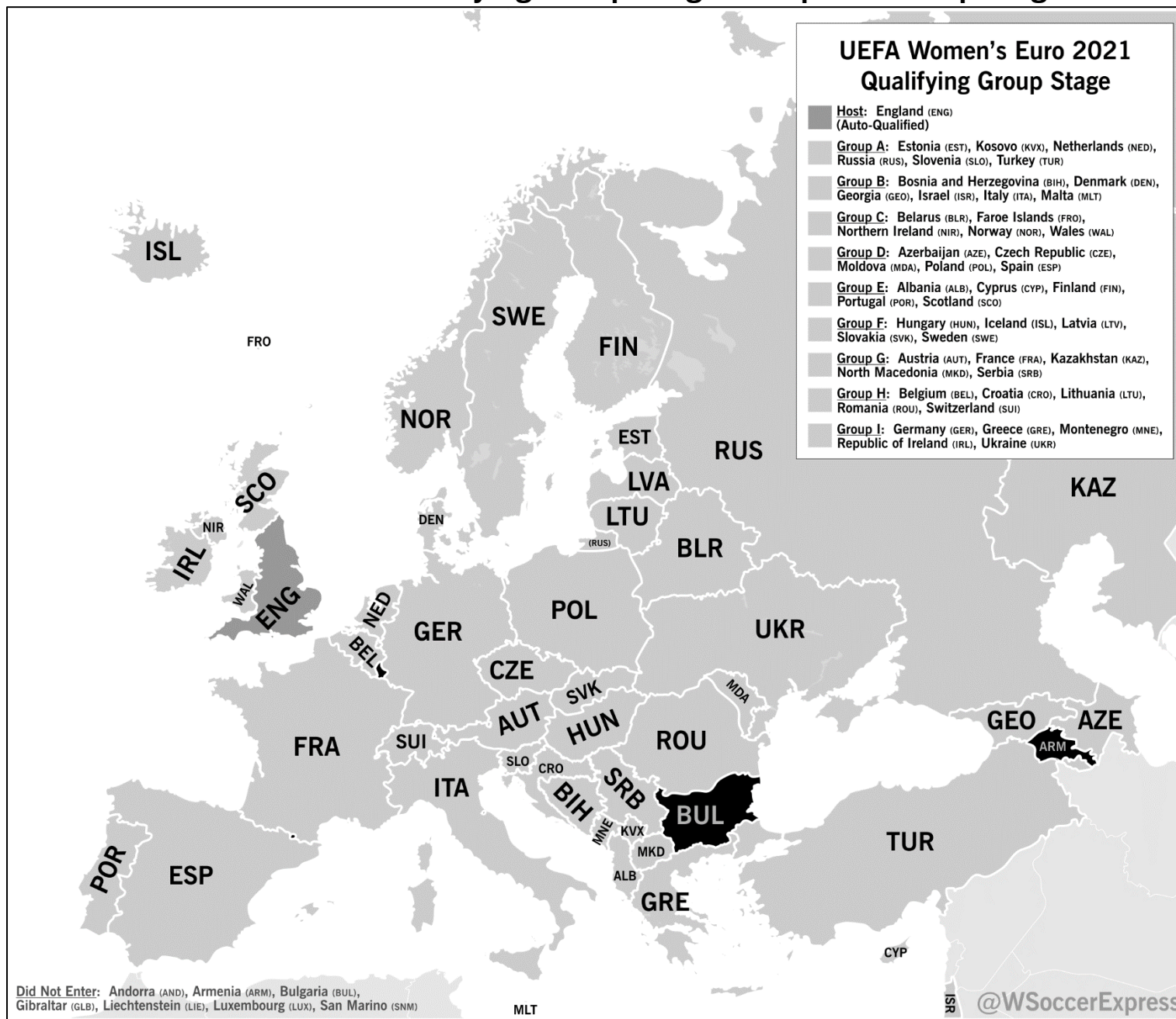
FIFA Rank in UEFA*	1	2	3	5	6	7	8	9	10	11	12	13	14	15	16	17	18	19	20	21	22	
Date	GER (I1)	NED (A1)	FRA (G1)	SWE (F1)	NOR (C1)	ESP (D1)	ITA (B1)	DEN (B2)	ISL (F2)	SUI (H1)	BEL (H2)	AUT (G2)	SCO (E1)	UKR (I2)	RUS (A2)	CZE (D2)	POL (D3)	POR (E3)	FIN (E2)	WAL (C2)	IRL (I3)	
August 29, 2019 (Thursday)							A	H	H												A	
August 30, 2019 (Friday)		A			A								H		A	A						
August 31, 2019 (Saturday)	H																					
September 1, 2019 (Sunday)																						
September 2, 2019 (Monday)									H											A		
September 3, 2019 (Tuesday)	A	H		A			A	A		H	H	H		H	H	H	A			H	H	
October 2, 2019 (Wednesday)																						
October 4, 2019 (Friday)		A		A	A	H	A	H		A					A			A				
October 5, 2019 (Saturday)	H													A								
October 8, 2019 (Tuesday)	A	H	A	H	A	A	H	A	A	H	A	A		A	A	H			H	A	H	
November 6, 2019 (Wednesday)																						
November 7, 2019 (Thursday)																A			H			
November 8, 2019 (Friday)		A			H		H				A	A	A									
November 9, 2019 (Saturday)			H																			
November 10, 2019 (Sunday)																						
November 12, 2019 (Tuesday)		H				A	H	H		H	H	H					H	H	A	A	A	
March 5, 2020 (Thursday)																						
March 6, 2020 (Friday)																						H
March 7, 2020 (Saturday)																	H					
March 10, 2020 (Tuesday)																						
March 11, 2020 (Wednesday)																	A					A
April 9, 2020 (Thursday)						H		A					A									
April 10, 2020 (Friday)		A	H				H		A					A	H		H	A	H	H		
April 11, 2020 (Saturday)	H																					A
April 13, 2020 (Monday)						H										A						
April 14, 2020 (Tuesday)	A	H	A	H	A		A	A	A	A	H	H	H	H	H		A	A	A	H		
June 3, 2020 (Wednesday)																						
June 4, 2020 (Thursday)				A				H	H													
June 5, 2020 (Friday)			H		H							A	H	H	A	H		A				A
June 9, 2020 (Tuesday)			H	A		H	H	A	H	A	A	H	A	A	H	H	A	H	H	H		
September 16, 2020 (Wednesday)																						
September 17, 2020 (Thursday)				H																		
September 18, 2020 (Friday)		A	A		H					A	H		A		H			H				
September 19, 2020 (Saturday)	H					A																
September 22, 2020 (Tuesday)	A	H	A	H	H	A	A	H	A	H	A	A	H	H	A	A	H	H	A	A	H	

*As of July 2019. England (host, auto-qualified) is currently 4th in UEFA.

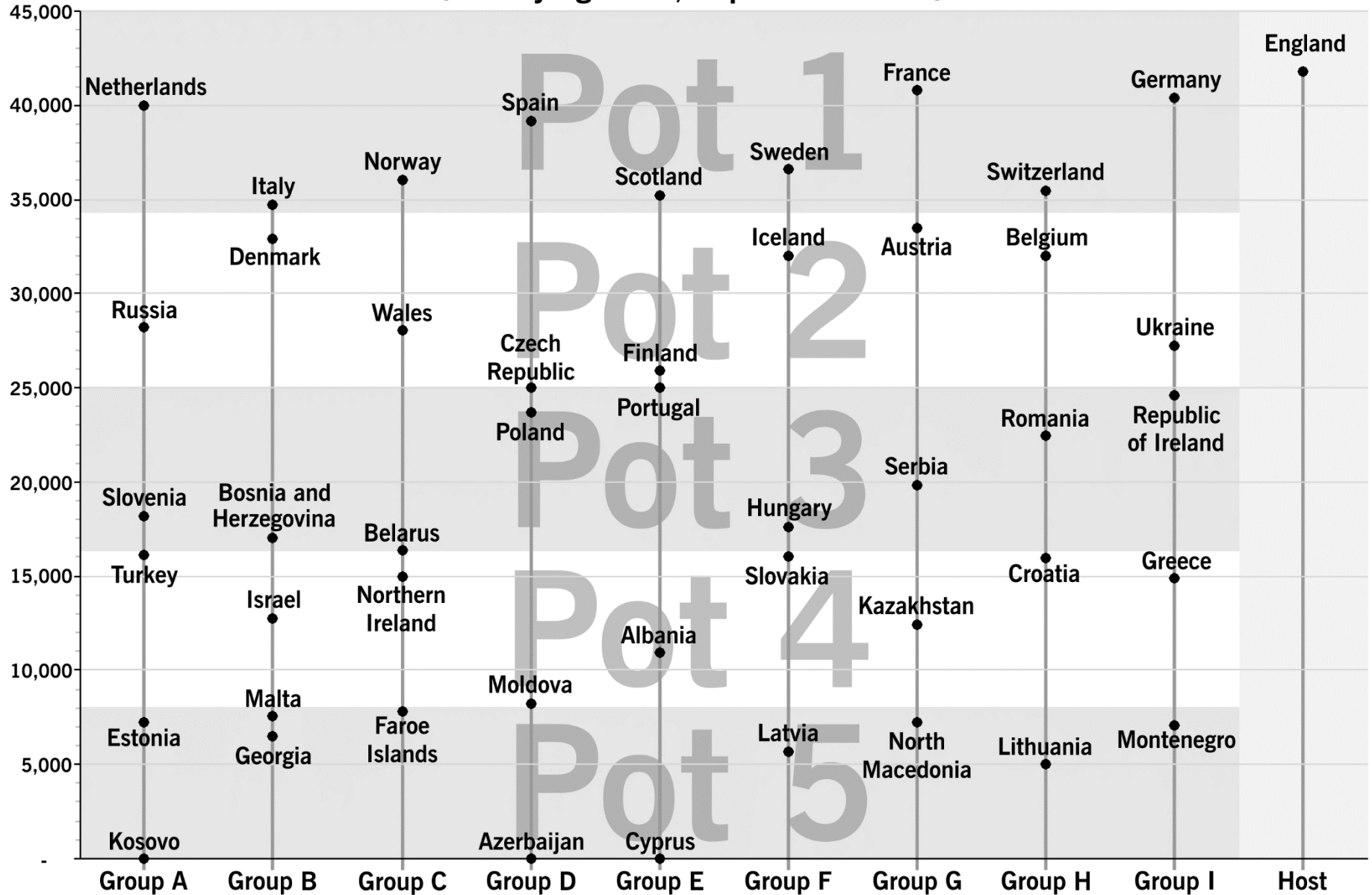
"H" indicates a home match. "A" indicates an away match.

NOTE: This table has not been updated to reflect the rescheduled CZE-POL match.

UEFA Women's Euro 2021 – Qualifying Group Stage – Map of Participating Associations



2021 UEFA Women's Euro: WNT Coefficients, By Qualifying Group (Qualifying Draw, September 2018)



@WSoccerExpress